

Asset Sign Out Procedure

1. Download the app

Search:

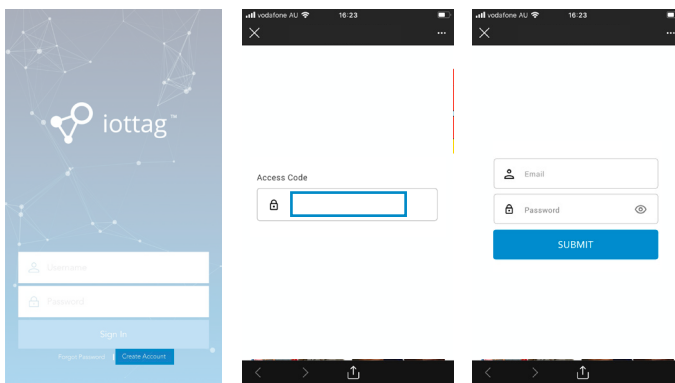


iottag - Asset Tracker
iottag Ltd

Scan:



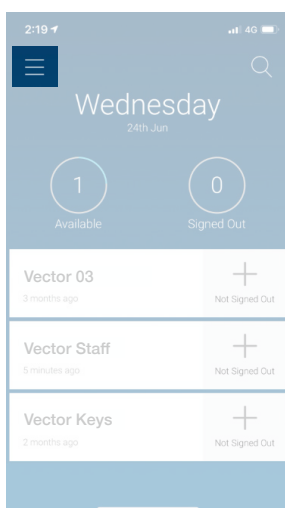
2. Create an account - For first time users only




Creating an account

1. Tap "Create Account"
2. Type the access code
3. Type your email and password

3. Sign out an asset - Scan or Search for you asset to sign out.



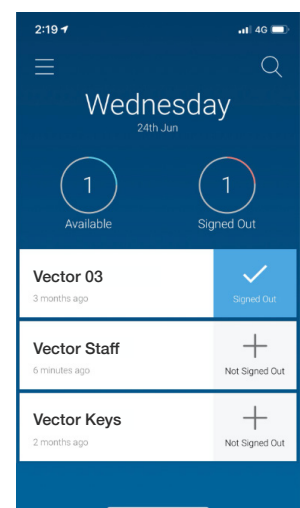
Main Menu



Open QR Scanner



Scan code



Signed-out